



Jetmaster INSET STOVES

LOOK AT THE FIRE



hunterstoves
GROUP



16i

HIGH EFFICIENCY

3.6 kW output

85% efficient

Defra approved

Wood & multi-fuel

Fits 16×22×14" opening

No air supply required*

★ *Low output, perfect for new builds and our most efficient stove ever!*



18i

HIGH EFFICIENCY

4.9 kW output

85% efficient

Defra approved

Wood & multi-fuel

Fits 18×22×14" opening

No air supply required*

★ *The most efficient 18" inset stove in the UK (HETAS Guide 2015).*

FEATURES

Made in the UK

All our stoves are made in Britain and built to rigorous quality standards. Carefully crafted in Cornwall, England, we use high-grade British steel and carefully seam weld each joint to ensure a stronger, more durable product that you can trust.

Defra approved

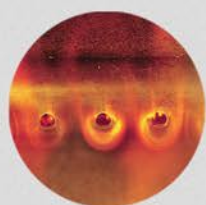
The 16i, 18i, 50i and 60i are approved by Defra to burn wood in smoke control zones. Burning wood on our stoves is one of the most environmentally friendly methods of heating, which can save your home over 180 kgs of carbon production annually.

Convective heat

Jetmaster inset stoves warm the room in two ways: directly, with heat radiating off the glass and through convection, where cool air is drawn around the firebox and gently pushed back in to the room as hot air.

Wood or multi-fuel

Choose the fuel that's right for you – coal, briquettes or smokeless fuels – the top row of stoves (16i, 18i, 50i, 60i) all burn multi-fuel beautifully, right out of the box. And the large 70i will burn multi-fuel with our drop-in basket grate.^o



PureBurn Technology

Jetmaster's PureBurn Technology keeps the stove burning at the highest efficiencies. Combustion air is superheated through the unit, then reintroduced back in to the main chamber, igniting unburnt carbon particulates during a secondary combustion. This results in increased efficiency and fewer harmful emissions in the atmosphere. The science works.

MORE FEATURES

- Five year guarantee[‡]
- Removable handle
- Wide or standard frame



50i

HIGH EFFICIENCY

6.3 kW output Wood & multi-fuel
84% efficient 547×593×355 mm opening
Defra approved^s

★ *Clean line design and a beautiful flame picture.*



60i

HIGH EFFICIENCY

7.5 kW output Wood & multi-fuel
84% efficient 647×593×355 mm opening
Defra approved

★ *The UK's most efficient mid-sized inset stove (HETAS Guide 2015).*

ACCESSORIES

External air kit

All Jetmaster inset stoves have the option of drawing external air directly in to the stove. This eliminates the requirement to install an air supply in the room, which brings cold air in from the outside, often creating a chill. Our kit feeds external air directly in to the stove.

Handles

Our sturdy wooden handle comes as standard. The new precision engineered metal handle is also now available for all our stoves.



Ducting kit

Hot air generated around the convector box can be piped into other rooms in your home. A ducting system can redirect a third of the heat away from the room, so that a larger fire with a bigger flame picture can be enjoyed without that room becoming a furnace.



60i Low

WIDE VIEW

6.5 kW output
78% efficient
Wood burning only
647×493×355 mm opening

★ *Wide view of the fire. Designed to fit low lintel openings.*



70i

HIGH OUTPUT

10 kW output

77% efficient

Wood & multi-fuel ready⁰

747×593×355 mm opening

★ *Our largest window, roaring heat and a truly wide fuel bed.*



70i Low

PANORAMIC VIEW

8.5 kW output

73% efficient

Wood burning only

747×493×355 mm opening

★ *Our widest panoramic view of the flames. Fits low lintel openings.*



SIX GREAT REASONS WHY YOU'LL LOVE YOUR JETMASTER WOOD BURNER

Since 1951, Jetmaster have brought the ambiance and romance of real fires into over a million homes. There's nothing quite like the simplicity and welcoming warmth of a Jetmaster. Here's why...

1. Look at the fire

We use distinctively large windows that feature the whole fire, so the roaring heat of your wood burner is seen as well as felt.

2. Built in Britain

All our stoves are British-made, designed for British homes.

3. Not just wood

Burn the fuel that's best for you. Most of our inset stoves burn multi-fuel right away.⁰

4. PureBurn Technology

Our highly optimised cleanburn system ensures your stove burns at the most efficient rate.

5. Built with quality

Jetmaster have an established reputation for long-lasting quality. That's why we offer a five year guarantee on our work.[‡]

6. Powerful airwash

Our airwash system uses an extra thick air curtain forced between the fuel bed and window to keep the glass cleaner for longer than a conventional stove. Enjoy the full flame picture with a Jetmaster inset stove.



▲ 18i



60i ▲



▲ 70i Low



▲ 60i

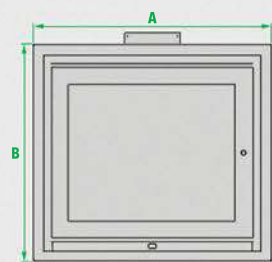


50i (Woodland Place, Kent - used with kind permission from Crest Nicholson Eastern) ▼



TECHNICAL SPECIFICATIONS

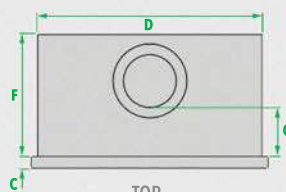
	16i	18i	50i	60i	70i	60i Low	70i Low	
OPENING REQUIRED								
Width	407	457	547	647	747	647	747	mm
Height	554	554	593	593	593	493	493	mm
Depth	355	355	355	355	355	355	355	mm
Width	16	18	21 ½	25 ½	29 ½	25 ½	29 ½	in
Height	21 ⅞	21 ⅞	23 ⅞	23 ⅞	23 ⅞	19 ⅜	19 ⅜	in
Depth	14	14	14	14	14	14	14	in
STANDARD FRAME 30 mm all sides								
A Width	450	500	582	682	782	682	782	mm
B Height	576	576	615	615	615	518	518	mm
C Return	12	12	12	12	12	12	12	mm
A Width	17 ¾	19 ⅝	22 ⅞	26 ⅞	30 ¾	26 ⅞	30 ¾	in
B Height	22 ⅞	22 ⅞	24 ¼	24 ¼	24 ¼	20 ⅝	20 ⅝	in
C Return	½	½	½	½	½	½	½	in
WIDE FRAME 50 mm top & sides, 30 mm base								
A Width	490	540	622	722	822	722	822	mm
B Height	596	596	635	635	635	538	538	mm
C Return	12	12	12	12	12	12	12	mm
A Width	19 ¼	21 ¼	24 ½	28 ⅞	32 ⅞	28 ⅞	32 ⅞	in
B Height	23 ½	23 ½	25	25	25	21 ⅙	21 ⅙	in
C Return	½	½	½	½	½	½	½	in
OUTER FIREBOX								
D Width	399	449	531	631	731	631	731	mm
E Height	549	549	588	588	588	488	488	mm
F Depth	347	347	347	347	347	347	347	mm
D Width	15 ¾	17 ⅞	20 ⅞	24 ⅞	28 ¾	24 ⅞	28 ¾	in
E Height	21 ⅞	21 ⅞	23 ⅞	23 ⅞	23 ⅞	19 ¼	19 ¼	in
F Depth	13 ¾	13 ¾	13 ¾	13 ¾	13 ¾	13 ¾	13 ¾	in
VISIBLE GLASS SIZE								
Width	248	298	380	480	580	480	580	mm
Height	356	356	395	395	395	295	295	mm
Area	88.3	106.1	150.1	189.6	229.1	141.6	171.1	cm ²
OUTPUTS WITH WOOD								
Total nominal heat output†	3.6	4.9	6.3	7.5	10	6.5	8.5	kW
Net efficiency†	85	85	84	84	77	78	73	%
Room size heated	70	100	130	150	200	130	170	M ³
MINIMUM FLUE SIZE								
Flue diameter	125	125	125	150	150	150	150	mm
Flue diameter	5	5	5	6	6	6	6	in
Area	123	123	123	177	177	177	177	cm ²
Area	20	20	20	28	28	28	28	in ²
G Depth to flue	150	150	150	136.5	136.5	136.5	136.5	mm
G Depth to flue	6	6	6	5 ⅝	5 ⅝	5 ⅝	5 ⅝	in
Chimney height	4.5	4.5	5	5	5	5	5	m
Chimney height	15	15	16 ½	16 ½	16 ½	16 ½	16 ½	ft
AIR SUPPLY								
Area	0*	0*	10	14	27.5	10	20	cm ²
Area	0*	0*	2	2 ½	4 ½	2	4	in ²
WEIGHT	65	75	80	90	100	80	90	kg
SMOKELESS ZONE REPORT								
Defra approved for wood	✓	✓	✓	✓	✗	✗	✗	



FRONT



SIDE



TOP

† Tested to EN13229: 2001.
50i, 60i Low and 70i Low are
Jetmaster estimated figures.

◇ 70i requires a basket grate
for multi-fuel. Low models
burn wood only.

* Air supply may be required in
homes which have high
levels of air-tightness.

‡ 1 year standard guarantee. 5
year guarantee when regis-
tered at...
jetmaster.co.uk/guarantee



HUNTER STOVES LTD.

write 8 Emperor Way, Exeter Business Park, Exeter, EX1 3QS

email info@hunterstoves.co.uk

web www.jetmaster.co.uk

web www.hunterstoves.co.uk

printed Feb 2017

P/N 107232/0

layout & design: Will Law www.willlaw.uk

product photography: Chris Law Photography www.chrislaw.co.uk