

ACQUISITIONS™
OF LONDON



Acquisitions of London

Acquisitions House
24-26 Holmes Road
London NW5 3AB
United Kingdom
Telephone: +44 (0)20 7482 2949
Fax: +44 (0)20 7267 4361
Email: sales@acquisitions.co.uk
Web: www.acquisitions.co.uk

THE X-FIRES™ COLLECTION

High style, low carbon... A warm welcome to a new generation of wall fires, incorporating sleek contemporary styling and some of the greenest technology on the planet. From flueless to frameless, electric to gas, this exclusive and easy-to-install collection from Acquisitions has the ideal solution for every home. If you're looking for something extra, you're looking for an X-FIRE.



opposite page: Flueless X-FIRE 1000 in granite
 front cover: Flueless X-FIRE 1000 in travertine
 back cover: Flueless X-FIRE Widescreen in limestone

Need to know



X-FIRE 1200 in travertine

- Our design and quality control criteria ensure that our appliances comply with British, European, North American or other international safety and operation standards.
- We pursue a policy of continuous development, constantly striving to improve our collection and keeping the environment high on our agenda. We always aim to design the most efficient gas fires possible, so that over time all our products will minimise fuel and energy usage and provide maximum heat output for the fuel used. Acquisitions X-FIRE flueless and balanced flue fires have been developed to meet demand for real-flame contemporary fires with modern levels of efficiency, thereby aiding in the reduction of CO₂ emissions and helping to extend fossil fuel reserves.

Nearly all conventional fires lose some of their heat through a chimney. A mere 20% of the heat generated by a traditional open solid fuel fire reaches the room, while an open decorative gas fire is 30 to 50% efficient. Even when an open gas or solid fuel fire is not in use it can take existing room heat from sources such as radiators and storage heaters. Electric fires are said to be 100% efficient, but this does not take into account transmission losses between the power station and your home, which can be as high as 70%. Our flueless models, on the other hand, really are 100% efficient. Even allowing for the room air vent that is required by law, builders' SAP2005 (energy efficiency) ratings on new-build houses are the best when a flueless X-FIRE is specified.

- We are committed to preventing pollution and will endeavour to continuously improve our own environmental performance as well as that of our products. We comply with relevant environmental

legislation and safety regulations. Our clear objective is to minimise or, wherever practical, eliminate wastage in the production, delivery and packaging of our products.

- Compared to many gas fireplaces, X-FIRES are easy and inexpensive to install. If you are concerned about rising fuel prices, an X-FIRE flueless or balanced flue fire will probably be the answer. They save up to 68% of the running costs of a conventional 7kW gas fire and produce lower CO₂ emissions.
- Flueless fires, while extremely efficient, should not be regarded as a primary source of heat. We recommend they be installed in conjunction with an additional form of heating, such as central or underfloor.
- Installation and technical requirements should always be checked and discussed with a local Acquisitions Key Account retailer prior to purchase. Where technical advice is given by us, it is based on our understanding of the information supplied and is not intended as a substitute for a site survey by a competent person.
- All installations must comply with the relevant installation instructions and regulations. All dimensions are approximate and subject to change, and should be physically checked before commencing installation, cutting fireplace materials and/or constructing a wall or false chimney breast. Please note that all gas fires should be installed and then serviced annually by a Gas Safe or registered installer (two- and three-year warranty claims will require proof of annual servicing).
- All our open and flueless gas fires are fitted with an oxygen depletion sensor and are CE marked.

Where appropriate, a fireguard should be used, especially when the young, elderly or infirm are present.

- It is normal for fuel-bed ceramics to crack in use due to shrinkage. Carbon deposits are a natural by-product of the combustion process and pebble ceramics may be affected. Painted and finished surfaces may discolour during use due to heat. For all surfaces, it is very important that you follow the cleaning and installation instructions provided. Metal surfaces require protection against moisture ingress.
- All specifications are approximate. We reserve the right to alter and improve products without prior notice. Products purchased may differ in specification or appearance from those illustrated/described in this brochure. Due to homes and chimneys all being different and to the printing process, flame images may vary and we strongly recommend viewing before purchase.
- Your statutory rights are unaffected. Our two- and three-year warranties enhance your protection.
- Our frame designs are protected by copyright and other design rights. The lightweight construction is protected by UK, EU, US and Australasian patents and applications. RX3 is protected by UK patent. Acquisitions X-FIRES and RX3 Reflexion Technology are registered trademarks. None of our designs or any part of this brochure may be reproduced without prior written permission.
- The information in this brochure is correct at time of going to press. However, we cannot guarantee that it will be 100% accurate at the time of viewing.


© Acquisitions of London 2009. All rights reserved.



Contents

X-FIRES

FLUELESS	02
BALANCED FLUE	08
ELECTRIC	14
FRAMELESS	18
HOLE-IN-WALL	20
TECHNICAL	26



Gas fires don't come any greener than this. Acquisitions leads the field in eco-friendly fireplace technology and these unique flueless designs – perfect for rooms with no chimney – are 100% efficient. For every kilowatt of gas you put in, you get a kilowatt of heat back, so running costs are less than half those of a normal 7kW gas fire. What's more, they're odour-free and low on CO₂. What a beautiful way to reduce your fuel bills and carbon footprint...

The Flueless — *collection*

X-FIRE Widescreen in granite



X-FIRE Portrait 600 in limestone


Supremely easy to install, the innovative lightweight frames – available in limestone, travertine, granite and mirror – will hang proudly on almost any wall like modern works of art. They come in four sizes, including two scaled down for smaller living rooms, hallways, bedrooms or kitchens. With a combination of catalytic converter technology and an ultra-clean ribbon burner, they require neither a flue nor a hearth.

X-FIRE 1000 in travertine





X-FIRE Landscape 750 in granite



A key feature of the flueless range is our unique RX3 RefleXion technology, which produces a beautiful flame-into-infinity effect from the single ribbon burner.

The Flueless — collection

X-FIRE Portrait 600

(Frame: W610 x H700 x D60mm)

Flue Type	Flueless
Finishes	Granite, Limestone
Fuel Bed	Ribbon
Control	Manual
Max Heat Input	2.3kW/hr
Max Heat Output	2.3kW/hr
Air Vent Required	100cm ²
Min Room Size	23m ³



Shown here in limestone

X-FIRE Landscape 750

(Frame: W750 x H590 x D60mm)

Flue Type	Flueless
Finishes	Granite, Limestone
Fuel Bed	Ribbon
Control	Manual
Max Heat Input	2.3kW/hr
Max Heat Output	2.3kW/hr
Air Vent Required	100cm ²
Min Room Size	23m ³



Shown here in granite

X-FIRE 1000

(Frame: W1002 x H642 x D76mm)

Flue Type	Flueless
Finishes	Granite, Limestone, Travertine, Mirror
Fuel Bed	Ribbon
Control	Manual
Max Heat Input	2.6kW/hr
Max Heat Output	2.6kW/hr
Air Vent Required	100cm ²
Min Room Size	30m ³



Shown here in mirror

X-FIRE Widescreen

(Frame: W1376 x H642 x D76mm)

Flue Type	Flueless
Finishes	Granite, Limestone, Travertine, Mirror
Fuel Bed	Ribbon
Control	Manual
Max Heat Input	3.5kW/hr
Max Heat Output	3.5kW/hr
Air Vent Required	100cm ²
Min Room Size	40m ³



Shown here in travertine

See pages 26-28 for all technical information

If you want efficiency but think the flueless range is not for you or your home, our X-FIRE 1200 balanced flue may well tempt you. It promises the same great looks, similar flexibility of installation and impressively low CO₂ emissions, with the addition of an attractive driftwood fuel bed, more generous flames and remote control. Its unique construction allows the 1200 to be fully inset into a chimney-free property or any existing chimney breast. If your home has no chimney, all that's required is an outside wall or roof within 10 metres of the fireplace location and a natural or LPG gas supply.

The Balanced Flue — *collection*

X-FIRE 1200 Balanced Flue in granite with driftwood burner





X-FIRE 1200 in travertine



X-FIRE 1200 in limestone

This range brings contemporary aesthetics and convenience to the heart of your home with inimitable Acquisitions panache. Only we combine balanced-flue technology with ultra-stylish, natural stone frames light enough to hang on virtually any wall. A remote-controlled thermostat maintains a comfortable temperature – and if you're going out you can set the timer to warm the place up for your return.

Our X-FIRE 1200 uses far less gas than its nearest competitor. This not only makes it around 50% cheaper to run, it also means your dream flat-screen TV can hang quite safely right above it. Because the clever design dispenses with the need for heat clearance and special materials, installation costs are lower too. The 1200 requires no additional room ventilation as it utilises outside air for combustion.



The Balanced Flue — collection

X-FIRE 1200

(W1127 x H580 x D40mm)

Flue Type	Balanced Flue
Finishes	Granite, Limestone, Travertine
Fuel Bed	Driftwood
Control	Wireless Remote, Thermostatic
Max Heat Input	4.85kW/hr
Max Heat Output	3.9kW/hr
Air Vent Required	None
Min Room Size	None

See pages 26-28 for all technical information, and follow the installation instructions.



Shown here in limestone



Shown here in granite



Shown here in travertine

Relax in the company of unparalleled modern chic. Because no chimney or flue is required, these stylish electric X-FIRES with our patented lightweight frames can either be wall-hung or inset into a suitable wall. Available in four distinctive finishes including mirror and granite, with a choice of natural fuel beds, these streamlined, no-fuss models are operated by remote control. Simply plug in, sit back and enjoy the view.

The Electric — collection

Electric X-FIRE 1000 in mirror





Electric X-FIRE widescreen in granite with pebbles and marble chip fuel bed

The Electric — collection

X-FIRE 1000

(W1002 x H642 x D76mm)

Flue Type	N/A
Finishes	Granite, Limestone, Travertine, Mirror
Fuel Bed	Pebble and Marble Chip <i>- upgrade to seashore and driftwood</i>
Control	Infra-red Remote
Max Heat Input	2.0kW/hr
Max Heat Output	2.0kW/hr
Air Vent Required	None
Min Room Size	None



Shown here in travertine with pebble and marble fuel bed



Shown here in mirror with pebble, marble and driftwood fuel bed

X-FIRE Widescreen

(W1376 x H642 x D76mm)

Flue Type	N/A
Finishes	Granite, Limestone, Travertine, Mirror
Fuel Bed	Pebble and Marble Chip <i>- upgrade to seashore and driftwood</i>
Control	Infra-red Remote
Max Heat Input	2.0kW/hr
Max Heat Output	2.0kW/hr
Air Vent Required	None
Min Room Size	None



Shown here in limestone with pebble and marble fuel bed



Shown here in granite with pebble, marble and driftwood fuel bed

See pages 26-28 for all technical information

If clean-cut minimalism is your thing, you'll find our frameless fires the last word in sophistication. The state-of-the-art, remote-controlled designs run on natural gas or LPG and require a working chimney or flue. Take your pick from our four standard sizes or let us make a fire to your preferred dimensions, with your choice of pebble or marble-chip fuel bed and ribbon burner. Making a striking design statement is that simple.



The Frameless — collection

Frameless X-FIRE 800 with marble chip fuel bed and ribbon burner



The Frameless — collection

X-FIRE Frameless 600

(W600 x H260)

Flue Type	Min 175mm Diameter
Finishes	Black
Fuel Bed	Pebbles
Control	Infra-red Remote
Max Heat Input	9.0kW/hr
Max Heat Output	Variable
Air Vent Required	100cm ²
Min Room Size	None



with pebble fuel bed

X-FIRE Frameless 800

(W800 x H260)

Flue Type	Min 200mm Diameter
Finishes	Black
Fuel Bed	Ribbon, Marble Chip
Control	Infra-red Remote
Max Heat Input	19.34kW/hr
Max Heat Output	Variable
Air Vent Required	100cm ²
Min Room Size	None



with marble chip fuel bed

X-FIRE Frameless 1000

(W1000 x H260)

Flue Type	Min 200mm Diameter
Finishes	Black
Fuel Bed	Ribbon, Marble Chip
Control	Infra-red Remote
Max Heat Input	19.34kW/hr
Max Heat Output	Variable
Air Vent Required	100cm ²
Min Room Size	None



with marble chip fuel bed

X-FIRE Frameless 1200

(W1200 x H260)

Flue Type	Min 200mm Diameter
Finishes	Black
Fuel Bed	Ribbon, Marble Chip
Control	Infra-red Remote
Max Heat Input	19.34kW/hr
Max Heat Output	Variable
Air Vent Required	100cm ²
Min Room Size	None



with marble chip fuel bed

Frameless fires require a 240v 3pin plug in a concealed location. Vent the chimney breast. See pages 26-28 for all technical information



Polished performance: those distinctive, lightweight X-FIRE frames make our hole-in-wall gas fireplaces stand out from the crowd and attract approving glances in any room. Select your perfect size and enjoy a unique, moving picture on your chosen wall. Remote-control operation ensures that these modish fires are as easy to use as they are to install.

The Hole-in-Wall — *collection*

Hole-in-wall X-FIRE 38 in travertine with pebble burner and remote control

Hole-in-wall X-FIRE 21 in limestone with pebble burner and remote control





Hole-in-wall X-FIRE 38 in granite with pebble burner

The Hole-in-Wall — collection

X-FIRE 21

(W1000 x H642 x D75mm)

Flue Type	Min 175mm Diameter
Finishes	Granite, Limestone, Travertine, Mirror
Fuel Bed	Pebble
Control	Infra-red Remote
Max Heat Input	9.0kW/hr
Max Heat Output	Variable
Air Vent Required	100cm ²
Min Room Size	None



Shown here in limestone with pebble fuel bed



Shown here in mirror with pebble fuel bed

X-FIRE 38

(W1375 x H642 x 75mm)

Flue Type	Min 200mm Diameter
Finishes	Granite, Limestone, Travertine, Mirror
Fuel Bed	Pebble
Control	Infra-red Remote
Max Heat Input	19.34kW/hr
Max Heat Output	Variable
Air Vent Required	100cm ²
Min Room Size	None



Shown here in travertine with pebble fuel bed



Shown here in granite with pebble fuel bed

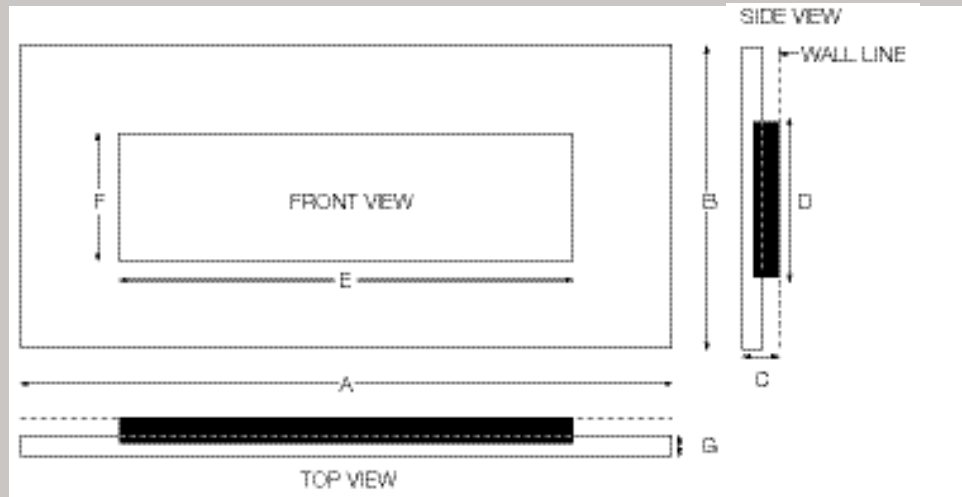
See pages 26-28 for all technical information

Technical

FLUELESS



- Decorative frame 'floats' from wall
- Wall mounted - cannot be inset
- Glass fronted
- Manual control
- Natural gas or LPG
- No chimney required, fully catalytic for 100% safety
- 3-year warranty

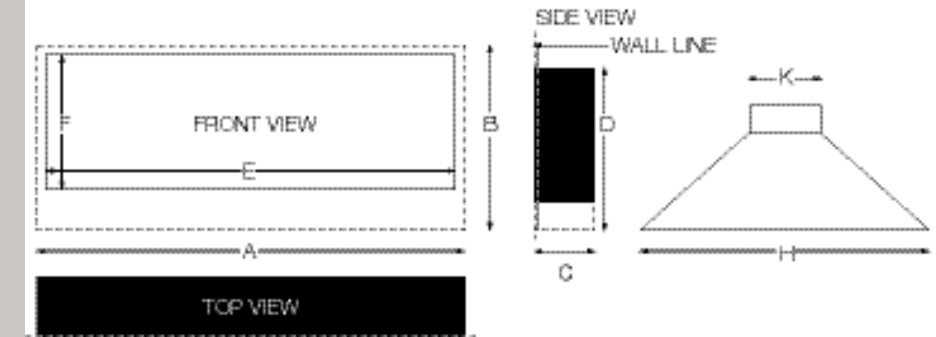


FLUELESS	A	B	C	D	E	F	G
X-FIRE 600	610	700	185	565	310	400	60
X-FIRE 750	750	590	180	450	450	290	60
X-FIRE 1000	1002	642	190	545	535	285	76
X-FIRE WIDESCREEN	1376	642	210	535	960	270	76

FRAMELESS



- No visible frame or controls.
- Remote control.
- Class One chimney or flue required
- Chimney breast must be vented
- Gas valves concealed beneath the burner
- Natural gas or LPG
- Heat engine must be inset
- 240v 3-pin mains supply required
- Optional gather hood
- 1-year warranty



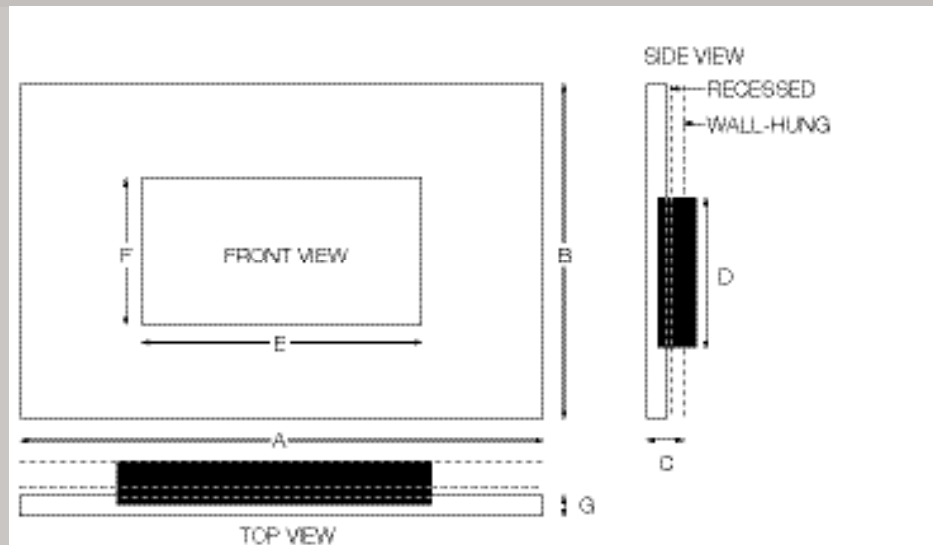
FRAMELESS	A	B	C	D	E	F	Gather Hood	H	J	K
X-FIRE 600	646	555	305	460	596	260	X-FIRE 600	465	400	170ø
X-FIRE 800	846	555	305	460	796	260	X-FIRE 800	895	400	195ø
X-FIRE 1000	1046	555	305	460	996	260	X-FIRE 1000	830	400	195ø
X-FIRE 1200	1246	555	305	460	1196	260	X-FIRE 1200	1130	400	195ø

Min cavity size required - 605/805/1005/1205w x 310d x 465h

ELECTRIC



- Decorative frame 'floats' from wall
- Remote control
- Wall mounted or inset into suitable wall
- Plasma TV may be mounted above
- No chimney required
- 1-year warranty



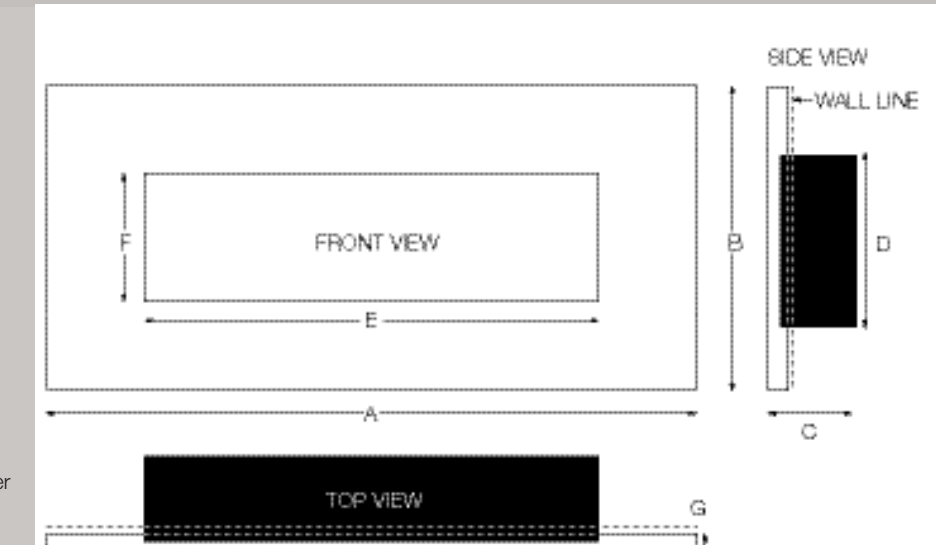
ELECTRIC	A	B	C	D	E	F	G
X-FIRE 1000	1002	642	80-210	512	535	285	76
X-FIRE WIDESCREEN	1376	642	80-210	512	960	270	76

Min cavity size required - 670/1070w x 135d x 517h

HOLE-IN-WALL



- Decorative frame 'floats' against wall
- Remote control
- Class One chimney or flue required
- Natural gas or LPG
- Gas valves concealed beneath the burner
- Optional gather hood
- 1-year warranty

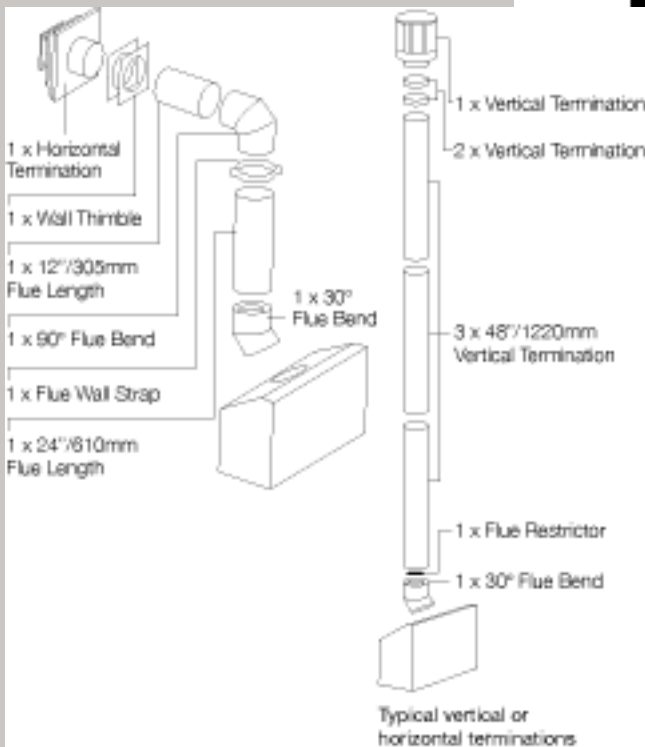
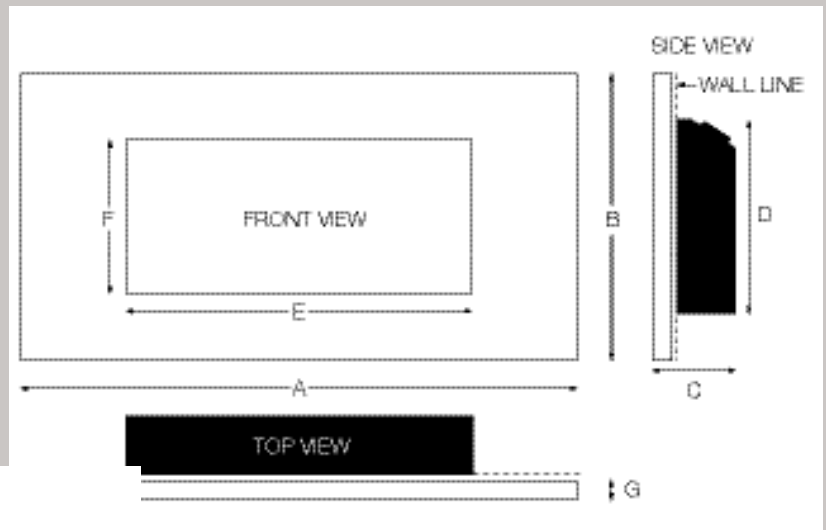


HOLE-IN-WALL	A	B	C	D	E	F	G	Gather Hood	H	J	K
HIW 21	1002	642	391	480	535	285	76	HIW 21 gather	465	400	170ø
HIW 38	1376	642	391	480	960	270	76	HIW 38 gather	895	400	195ø

Min cavity size required - 560/965w x 310d x 485h Heat engine must be inset

Technical (cont)

BALANCED FLUE



BALANCED FLUE	A	B	C	D	E	F	G
X-FIRE 1200	1127	580	422	546	700	310	40

Min cavity size required - 910w x 360d x 550h

- Factory-made metal chimney up to 10m in length - vertically or horizontally (see left)
- May be installed into existing masonry chimney with optional fitting kit
- Decorative frame 'floats' from wall
- Thermostatic remote control
- Manual override
- Heat engine must be inset
- Glass fronted
- Natural gas or LPG
- Plasma TV may be mounted above
- Zero clearance for false chimney breast construction
- 2-year warranty